

TOGETHER FOR OUR MOANA - WE'RE SHAPING OUR FUTURE

TOHORĀ / WHALES

Overview


Find out about the whales that live in and visit Aotearoa NZ.

NZ CURRICULUM LINKS:

Learning areas:	Achievement objectives:
<p>Te Ao Māori Te reo (language), tikanga (customs and traditional values)</p>	<p>By learning te reo Māori, students are able to participate with understanding and confidence in situations where te reo and tikanga Māori predominate and to integrate language and cultural understandings into their lives ; strengthen Aotearoa New Zealand’s identity in the world.</p>
<p>English</p>	<p>Listening, Reading, Viewing</p>
<p>Science</p>	<p>Living world - Develop an understanding of the diversity of life. The emphasis is on the biology of New Zealand, including the sustainability of New Zealand’s unique fauna and flora and distinctive ecosystems.</p>

LEARNING SEQUENCE

Based on the Inquiry model



Inspire

Provoke curiosity and wonder



Explore/Educate

Gather information
Use / apply learning



Activate

Reflect and act

Success criteria

Children can name a tohorā / whale species that is found in New Zealand waters.

Background information for teachers:

Aotearoa is a hotspot for tohorā.

Brydes whales are found in Tīkapa Moana (The Hauraki Gulf Marine Park) this is one of the only places in the world Brydes whales live year round. Humpback whales migrate through NZ waters. Learn about all the other whales that visit our waters!

[This map shows the distribution](#) of Bryde's whale, sperm whale and the southern right whale. The map also shows the migration route of humpback whales.

[DOC poster about marine mammals in NZ](#)



[Useful facts about other whale species from Project Jonah.](#)

LESSON PLAN

Tohorā / Whales

Teachers are encouraged to choose and adjust activities to suit the learning needs and interests of their tamariki.



Inspire

 Allow approximately 45 mins

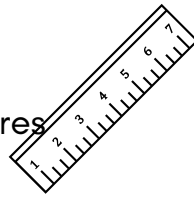
Introducing whales!

- **Measure** - go outside or to a hall / large space and measure out 15 metres. Ask children what animal could be that big? Tell them that is how big an adult whale called a Bryde's (pronounced brooders) whale can grow. Compare sizes to children's height. A baby Bryde's whale is about 4m long when it is born!

- **Other whales to measure:**

- Blue whale - 33 metres
- Humpback Whale - 16 metres
- Sperm whale - 18 metres

Allow 15 minutes



- **Watch** - [Learn about Humpback whales](#)

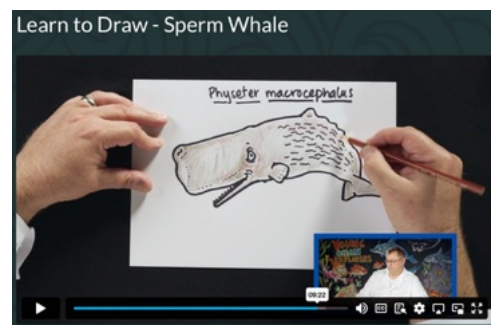
Video is 1:35 minutes



- **Learn to Draw**

[Learn to draw a sperm whale](#)

Allow approximately 20 minutes





Educate

 Allow approximately 30 mins

- **Watch** - Bryde's whales are threatened. Find out about the problems that Bryde's whales face, and hear about how people came together to make a huge positive impact! [Bryde's whales saved!](#)



Video is 3:23 minutes



- **Watch** this informative [Bryde's whale video from Project Jonah](#)
Video is 3:33 minutes



Bryde's Whales

- **Te reo** - Simple Māori language song 'Tohora Nui' (Big whale) to sing along with. [Tohora Nui song and lyrics](#)
Video is 50 seconds



- **Read** - More advanced read about the '[Humpback Highway](#)' about humpbacks migration through Aotearoa.



Activate

 *Timing will vary*

DAILY ACTION



MAKE A DIFFERENCE for our moana - pick up at least 1 piece of kirihou / plastic each day. [Log how many pieces your class picks up on the Young Ocean Explorers website.](#)

- **Facts** - Make a class list of interesting facts about Bryde's whales - these could be good to display with your Bryde's whale drawings!
- **Tell a story** - Watch this example [KCC Animation Video - Paikea the whale rider](#) - an animation made by children for Kiwi Conservation Club, based on the Māori traditional story. Students could create their own version, or tell another story in a similar way. Or they could write about a day in the life of a Bryde's whale in Tikapa Moana o Hauraki (The Hauraki Gulf Marine Park).
Video is 1:16 minutes



EXTRA LEARNING IDEAS AND RESOURCES

Watch

- [Young Ocean Explorers video - kauri and tohorā.](#)

This looks at some of the tikanga around whales.



Video is 6:23 minutes

- Picture book - [Hauraki Broo - read by Suzy Cato.](#)



Video is 11:40 minutes

- [Videos from Project Jonah](#)



- [YOE whale adventure!!](#) For anyone who loves whales like me - this is one of my favourite adventures ever!!! - Riley

Video is 5:36 minutes



EXTRA LEARNING IDEAS AND RESOURCES


Research

- Where in the world do Bryde's Whales live?
- How does a Bryde's whale feed?
- Why are Bryde's whales special to the Hauraki Gulf?
- What other whale species are seen in Tikapa Moana / the Hauraki Gulf?

Hauraki Gulf Forum

[Poster about Bryde's whales.](#)

[Whales and dolphins poster.](#)



Read - [whales and Māori tradition](#) - Te Ara

Print out [Project Jonah helping hands - why do whales strand?](#)

Brainstorm ways you could use your voice like Rochelle did in the [Bryde's whales saved!](#) video.

What creature would you want to help? How would you get the word out there? What would you do?