

HAURAKI GULF MARINE PARK TĪKAPA MOANA



YOUNG
OCEAN
EXPLORERS

LESSON 10 - TURTLE / HONU

NZ CIRRICULUM LINKS:

Learning areas:	Achievement objectives:
Te Ao Māori Te reo (language), tikanga (customs and traditional values)	By learning te reo Māori, students are able to participate with understanding and confidence in situations where te reo and tikanga Māori predominate and to integrate language and cultural understandings into their lives ; strengthen Aotearoa New Zealand's identity in the world.
English	Listening, Reading, Viewing
Science	Living world - Develop an understanding of the diversity of life. The emphasis is on the biology of New Zealand, including the sustainability of New Zealand's unique fauna and flora and distinctive ecosystems.
Maths	Measurement - length and time.

Overview

Find out about the turtles that visit the Hauraki Gulf. Turtles are loved by many – let's find out more about them!

Learning intention

Tamariki are learning about some amazing species that live in the Hauraki Gulf. They will learn that turtles are not just found near tropical islands – they even visit the Hauraki Gulf!

Success criteria

Students understand some facts about turtles and how people can affect them.

LEARNING SEQUENCE

Based on the Inquiry model



Inspire

Provoke curiosity
and wonder



Explore/Educate

Gather information
Use / apply
learning



Activate

Reflect and act

Background information for teachers:

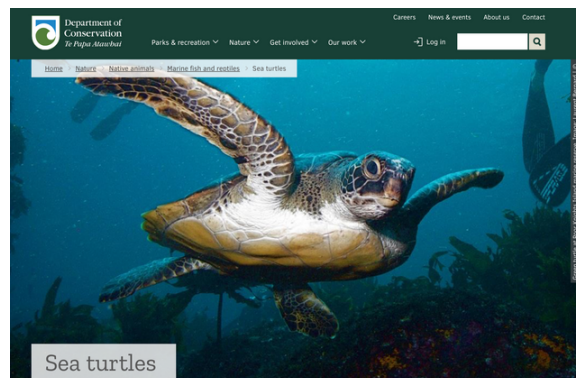
There are 7 sea turtle species in the world – five of them have been known to visit the Hauraki Gulf / Tīkapa Moana! Turtles breed in the tropics and subtropics, but still visit NZ waters. Green turtles and leatherbacks are the most common turtles seen here, but loggerhead, hawksbill, and Olive Ridley turtles also visit occasionally.

Some green turtles spend a part of their life cycle around the northern North Island and are regularly seen at Rangaunu Harbour (Far North) and Poor Knights Islands. They like to feed on sea grass, algae and mangroves. Green turtles are listed as Endangered (population decreasing). Coastal development and overharvesting by humans are thought to be the main causes of their decline. Some also die by ingesting plastic bags, as rubbish collects easily in the shallow harbours where they feed.

Leatherback turtles (*Dermochelys coriacea*) are widely spread around New Zealand and have been recorded as far south as Fiordland. Satellite tracking studies indicate that the waters around North Cape and the eastern coast of Northland are favoured foraging grounds. In New Zealand and elsewhere, leatherback turtles are bycatch in the pelagic longline fisheries.

Records of loggerhead turtles (*Caretta caretta*) in New Zealand are concentrated around the upper North Island, though they have washed up on beaches as far south as Stewart Island.

[Information from DOC](#)



LESSON PLAN

Turtle / Honu

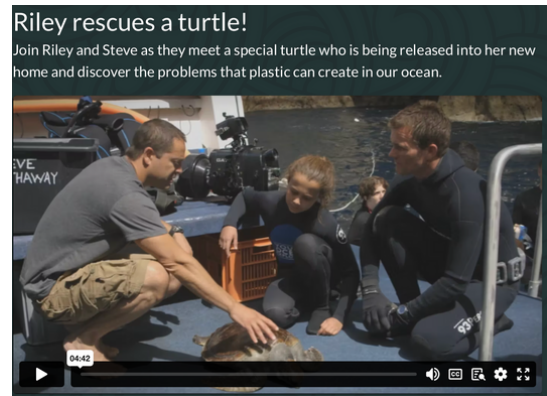
Teachers are encouraged to choose and adjust activities to suit the learning needs and interests of their tamariki.



Inspire

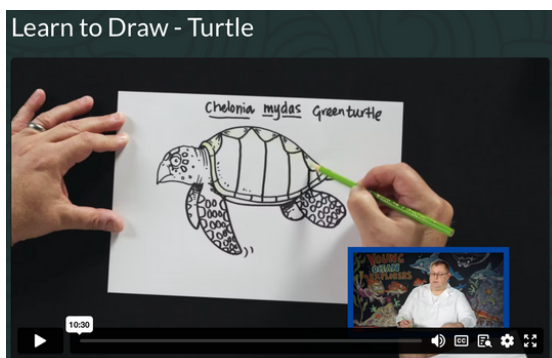
 Allow approximately 20 mins

- **Watch this Young Ocean Explorers video** - [YOE video - Riley rescues a turtle](#) (5 mins)



Video is 4:42 minutes

- **Learn to draw** a green turtle - [YOE Learn to draw video](#)



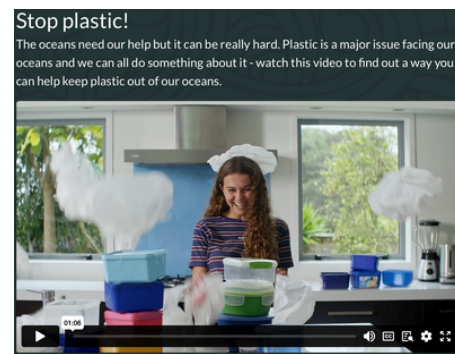
Video is 10:30 minutes



Educate

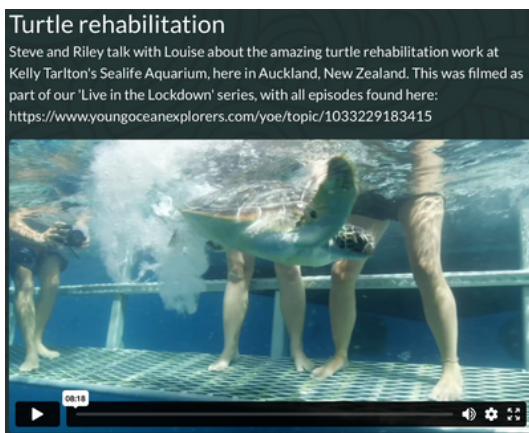
 Allow approximately 25 mins

- **FUN FACT** - Riley loves turtles! Young Ocean Explorers started after Riley did a school project when she was 12. Her project was about turtles, and plastic in the ocean. The most watched video on Young Ocean Explorers came from an idea that Dr Dan Godoy (NZ turtle expert) said in the turtle release video. Some school children loved the idea of picking up one piece of plastic a day, and when Young Ocean Explorers heard the idea they created a video to get the message out. Team effort! Watch [Stop plastic!](#)



Video is 1:06 minutes

- [Look at these turtle pictures.](#) What similarities and differences do you notice?
- Take a closer look - Teachers **PRINT** a copy of this [ID sheet](#) for each group.
 - Look at the differences in the shapes of the turtles' heads, flippers, and the different patterns on the carapace (shell).
- Watch - [Turtle rehabilitation talk from Kelly Tarlton's](#)



Video is 8:18 minutes



Activate

 Timing will vary

- **Go outside and pick up at least 1 piece of plastic or other rubbish** – make a difference in YOUR community. Log your rubbish data on the

[21 day challenge graph.](#)

Each daily entry goes into the draw to win amazing prizes for your class and school



- **Create a class picture** today with a big picture of a turtle. Glue all of the plastic rubbish that you find today on the turtle's shell. Add some words to encourage people to care for the sea eg 'Keep the sea rubbish-free' or 'Stop ocean plastic pollution' or 'Don't trash where they splash' or another idea.
- **Share** a photo of your creation on the Young Ocean Explorers site (as a digital file where you log the plastic data). You could also share your creation with your school! One of the best ways to make a difference is use your voice and spread the word about important issues!

EXTRA LEARNING IDEAS AND RESOURCES

Young Ocean Explorers

- Read the [Turtle rescue and make a difference](#) pages from the Young Ocean Explorers book.
- Watch and explore more [turtle videos from Young Ocean Explorers](#)

Research

- What do turtles eat?
- How do turtles sleep?
- How do turtles know where they are going?
- Ask questions that interest you about turtles, and then try to find the answers. Use the library or a trusted internet resource.

Whakatauki

- [‘Honu manawa rahi’](#) A turtle with a big heart (breath): said of a person who has the endurance and perseveres like a turtle that journeys the ocean. Think about people you know who are like this – who perseveres and show endurance. Write about one of them and why you think they are ‘Honu manawa rahi’. You could write about yourself too if you want!

Find out more:

There are many other lesson ideas from Young Ocean Explorers – choose another one. [Young Ocean Explorers](#) You can find out about some of the amazing creatures that live in or visit the Hauraki Gulf. There are also lessons on some of the amazing places in Tikapa Moana. Or you could explore ideas of how people are connected to the moana / ocean.