

HAURAKI GULF MARINE PARK TĪKAPA MOANA



YOUNG
OCEAN
EXPLORERS

LESSON 2 - TOHORĀ/ WHALES

Overview

Find out about the whales that live in and visit the Hauraki Gulf Marine Park - Tīkapa Moana (Te-Moana-nui-a-Toi).

NZ CIRRICULUM LINKS:

Learning areas:	Achievement objectives:
Te Ao Māori Te reo (language), tikanga (customs and traditional values)	By learning te reo Māori, students are able to participate with understanding and confidence in situations where te reo and tikanga Māori predominate and to integrate language and cultural understandings into their lives ; strengthen Aotearoa New Zealand's identity in the world.
English	Listening, Reading, Viewing
Science	Living world - Develop an understanding of the diversity of life. The emphasis is on the biology of New Zealand, including the sustainability of New Zealand's unique fauna and flora and distinctive ecosystems.

Learning intention

Tamariki are learning about some amazing species that live in the Hauraki Gulf. They will think about things that may harm whales and what can be done to help them.

LEARNING SEQUENCE

Based on the Inquiry model



Inspire

Provoke curiosity
and wonder



Explore/Educate

Gather information
Use / apply
learning



Activate

Reflect and act

Success criteria

Children can name a tohorā / whale species that lives in Tikapa Moana/ The Hauraki Gulf.

Background information for teachers:

Tikapa Moana (The Hauraki Gulf) is home to a small population of Bryde's whales, estimated at less than 200 individuals, and is one of only a few places in the world that can boast of a semi-resident population of a critically endangered whale species.

The Bryde's whale species is named after a Norwegian man called Johan Bryde, because he discovered the species while setting up one of the first whaling stations in South Africa. The correct way to pronounce the name is 'brooders'.

These whales have slender bodies and grow up to 15 metres in length. They tend to have dark grey backs and paler bellies.

They look fairly similar to other baleen whale species like sei whales, but we can [tell them apart](#) by the unique series of three long ridges on the top of their heads.

Bryde's whales are baleen whales, meaning that instead of teeth they have baleen plates in their mouths. Baleen whales feed by gulping huge mouthfuls of water and these bristly plates act like filters or sieves, trapping krill, plankton and small fish.

They are surface feeders and make for an incredible sight when lunge-feeding: sweeping open-mouthed through large 'boil-ups' of fish. ([Information from Auckland Whale and Dolphin Safari](#))

[Useful facts about other whale species from Project Jonah.](#)

LESSON PLAN

Tohorā / Whales

Teachers are encouraged to choose and adjust activities to suit the learning needs and interests of their tamariki.



Inspire

 Allow approximately 30 mins

Introducing Brydes' whales.

- **Measure** - go outside or to a hall / large space and measure out 15 metres. Ask children what animal could be that big? Tell them that is how big an adult whale called a Bryde's (pronounced brooders) whale can grow. Compare sizes to children's height. A baby Bryde's whale is about 4m long when it is born!

Allow 10 minutes

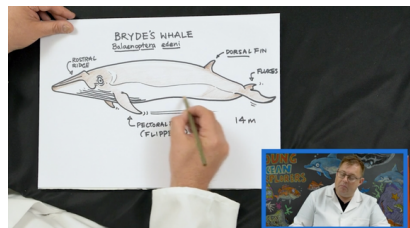
- **Watch** - [Learn about Bryde's whales](#)

Video is 4:37 minutes

- **Learn to Draw**

[Learn to draw a Bryde's whale.](#)

Allow approximately 15 minutes





Educate

 Allow approximately 30 mins

- **Watch** – Bryde's whales are threatened. Find out about the problems that Bryde's whales face, and hear about how people came together to make the Hauraki Gulf a safer place for them to live. [Bryde's whales saved!](#)



Video is 3:23 minutes



- **Watch** this informative [Bryde's whale video from Project Jonah](#)
Video is 3:33 minutes



Bryde's Whales

- **Te reo** – Simple Māori language song 'Tohora Nui' (Big whale) to sing along with. [Tohora Nui song and lyrics](#)
Video is 50 seconds



- **Read** – [facts about Bryde's Whales](#) or a more advanced article from [NZ Geographic on Bryde's Whales](#)



Activate

 *Timing will vary*

- **Go outside and pick up at least 1 piece of plastic or other rubbish** – make a difference in YOUR community. Log your rubbish data on the

[21 day challenge graph.](#)

Each daily entry goes into the draw to win amazing prizes for your class and school



- **Facts** – Make a class list of interesting facts about Bryde's whales – these could be good to display with your Bryde's whale drawings!

- **Tell a story** – Watch this example [KCC Animation Video – Paikea the whale rider](#) – an animation made by children for Kiwi Conservation Club, based on the Māori traditional story. Students could create their own version, or tell another story in a similar way. Or they could write about a day in the life of a Bryde's whale in Tikapa Moana o Hauraki (The Hauraki Gulf Marine Park).

Video is 1:16 minutes



EXTRA LEARNING IDEAS AND RESOURCES


Research

- Where in the world do Bryde's Whales live?
- How does a Bryde's whale feed?
- Why are Bryde's whales special to the Hauraki Gulf?
- What other whale species are seen in Tikapa Moana / the Hauraki Gulf?

Watch

- [Young Ocean Explorers video - kauri and tohorā.](#)

This looks at some of the tikanga around whales.



Video is 6:23 minutes

- Picture book - [Hauraki Broo](#) - read by [Suzy Cato](#).




Video is 11:40 minutes

- [Videos from Project Jonah](#)




How to help rescue whales?




All about whales



How BIG are whales?



Bryde's Whales




What do whales eat?

EXTRA LEARNING IDEAS AND RESOURCES

Hauraki Gulf Forum

[Poster about Bryde's whales.](#)

[Whales and dolphins poster.](#)



Read - [whales and Māori tradition](#) - Te Ara

Brainstorm ways you could use your voice like Rochelle did in the [Bryde's whales saved!](#) video.

What creature would you want to help? How would you get the word out there? What would you do?

Find out more:

There are many other lesson ideas from Young Ocean Explorers – choose another one. [Young Ocean Explorers](#) You can find out about some of the amazing creatures that live in or visit the Hauraki Gulf. There are also lessons on some of the amazing places in Tikapa Moana. Or you could explore ideas of how people are connected to the moana / ocean.