



# YOUNG OCEAN EXPLORERS

## Welcome to Love Our Ocean!

The document below will give you an overview of what the Young Ocean Explorers *Love Our Ocean* Interactive Documentary is, and how you can use it to teach within the New Zealand Curriculum.

*"I was rapt with how my class focused for the most of the morning like they did. It showed how engaged they were with the content. The videos are so clear, it feels like you are actually in the water! And Riley's voice – a young voice – really resonates with the children."* – **Teacher, 6-7 year olds.**

*"This site is really effective and high engagement. We have been going for over an hour and it's still holding their interest. Everyone is still focused on the screen and none of the kids are off doing something else. For this age, that's really saying something."* - **Teacher, 9-11 year olds.**

## Contents

What is Love Our Ocean?	3
How does this learning resource connect with the NZ Curriculum?	4
Supporting the Key Competencies	4
How can I use this resource to teach my class?	5
Educational Videos	5
Engaging Audio Quizzes (Language and Thinking)	5
Fun Audio Polls (Math)	6
Exploring by Topic	7
Dictionary (Language)	9
Interactive Map (Geography)	10
Subtitles (Language / Te Reo)	11
Save Favourite Videos	12
Track Progress	13
View Video Summaries	13
Use Pre-made Assignments	14
• <i>Assignment:</i> <b>Underwater habitats and their conservation.</b>	14
• <i>Assignment:</i> <b>What is a food chain?</b>	14
• <i>Assignment:</i> <b>Keeping balance in the reef ecosystem</b>	15
Your feedback?	17
About Young Ocean Explorers	17

# What is Love Our Ocean?

***Love Our Ocean* is a completely free Interactive Documentary funded by NZ on Air and the Bobby Stafford-Bush Foundation.** It is designed to provide New Zealand children with an up-close experience of the New Zealand Ocean.

**The 100+ videos on this site are narrated by teen Riley Hathaway,** and explore topics such as conservation, adaptation to habitat, Māori language, and ecology. **Each video is 1-5 minutes in length.**

**The language on the site is specifically designed to connect with primary-aged children.** Engaging quizzes and polls work to maintain their interest over time.

Have you explored the site for yourself yet? If not, why not visit now and have a look!

Visit <https://www.youngoceanexplorers.com/> to explore the site now!

# How does this learning resource connect with the NZ Curriculum?

You can use the Young Oceans Explorers website as:

1. **A starting point for inquiry learning around the NZ ocean.** Let your children loose on the site and see what they discover!
2. A resource for teaching about certain topics. **You can easily deliver our pre-made assignments** (a set of videos, quizzes, and polls) on the following topics:
  - a. **Underwater habitats and their conservation.**
  - b. **What is a food chain?** And what role do apex predators/sharks play in the food chain?
  - c. **Keeping balance in the reef ecosystem**, and what we can do to support ecosystems.
  - d. Additional topics: We also provide videos that touch on varied topics such as history, Māori world-view, technology, and social science.

Start with

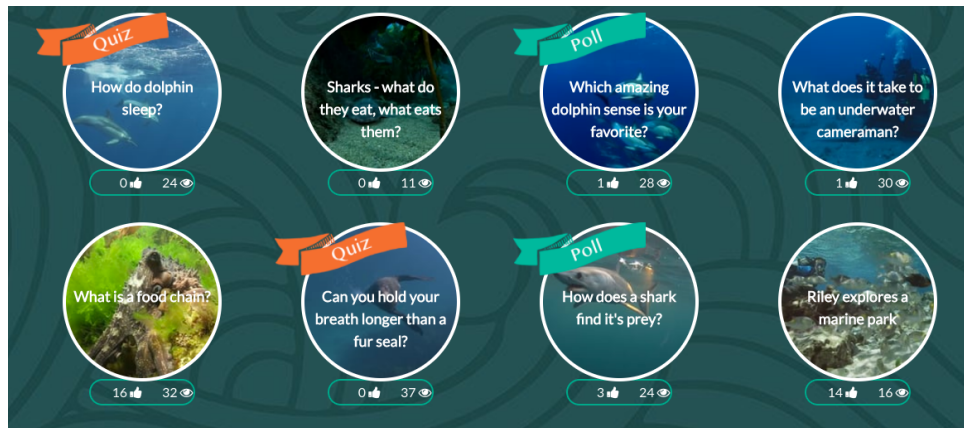
- An Index of all topics:  
<https://www.youngoceanexplorers.com/index>
- Register as a teacher:  
<https://www.youngoceanexplorers.com/security/register?role=teacher>
- Explore assignments and see a commented list of all videos:  
<https://www.youngoceanexplorers.com/classroom>

## Supporting the Key Competencies

- **Thinking:** children are asked open-ended questions about the ocean environment and their contribution to it.
- **Managing self:** students see themselves as capable learners about the ocean and ecology, and asked to explore their own role in caring for our ocean.
- **Using language, symbols, and texts:** video explanations, dictionary, and optional subtitles (including some videos subtitled in Te Reo) introduce children to ocean- and science-specific language.
- **Relating to others:** students meet scientists, experts, and a variety of sea creatures in each video, and are encouraged to take new perspectives on life in the ocean.
- **Participating and contributing:** students relate to young Riley as she encourages and models empowerment, ownership, and the contribution of ideas.

# How can I use this resource to teach my class?

## Educational Videos



Children aged 5-11 love engaging with the exciting images and video content on this site.

## Engaging Audio Quizzes (Language and Thinking)

Video quizzes and polls encourage active engagement with the content on the site. The questions are aimed at 6-8 year-olds, but our tests have shown them to hold the attention of 9-11 year olds as well.



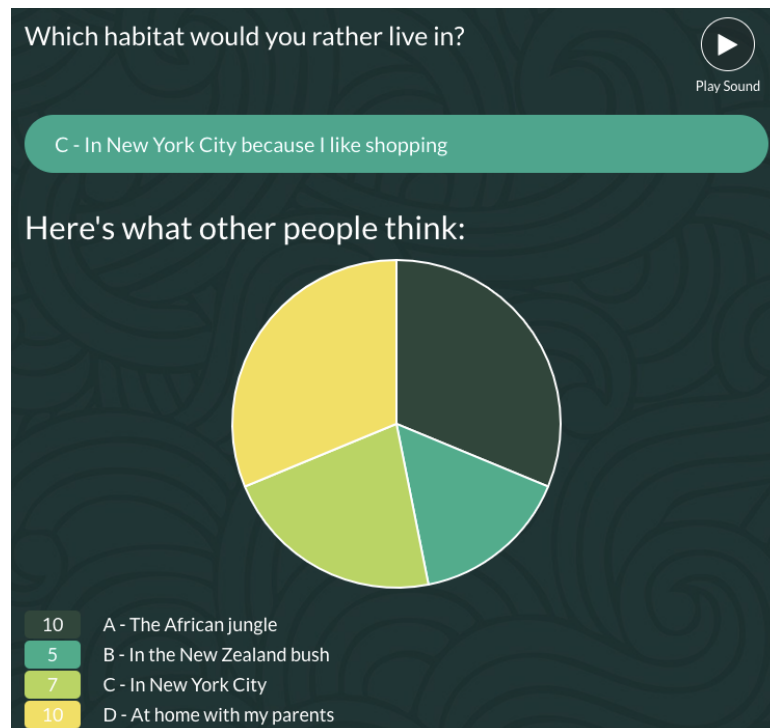
**Riley's voice** will automatically read the text aloud on Firefox. However, students will need to press 'Play sound' (top right) to hear her voice on iPad/Apple devices as well as newer versions of Safari and Chrome.

**The 'Autoplay' button** underneath will mute Riley's voice for all quizzes and polls.

**The 'Play video' button** below a quiz will play the related video which has the quiz answer.

## Fun Audio Polls (Math)

Polls have no right answer, but ask children for their opinion.



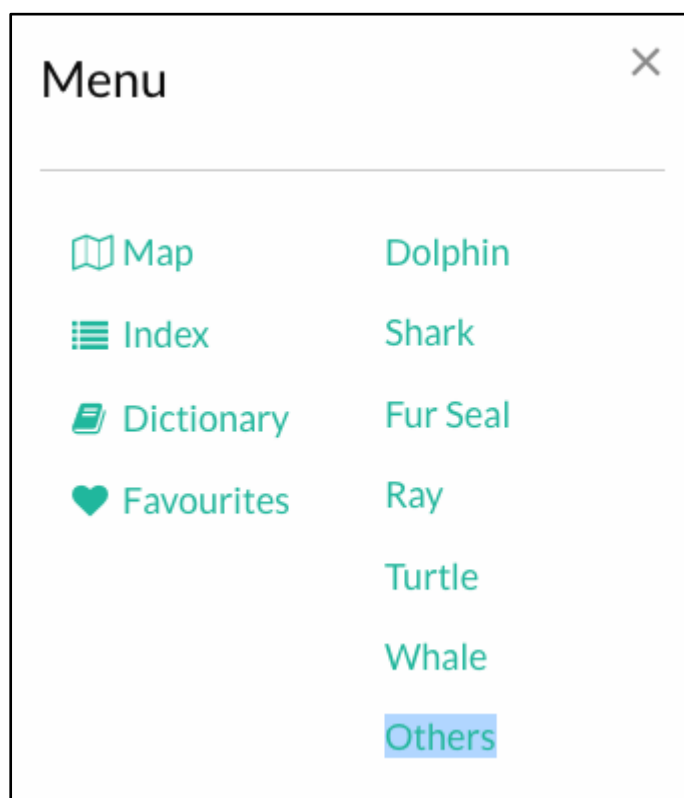
Children love comparing their answers to others, and teachers can use the poll results to explain pie graphs/math.

*Note: It is possible to use the back button to enter another poll answer, and some children enjoy 'gaming' the system in this way. We have left this as-is, however, since each school device is often used by several children over time.*

## Exploring by Topic

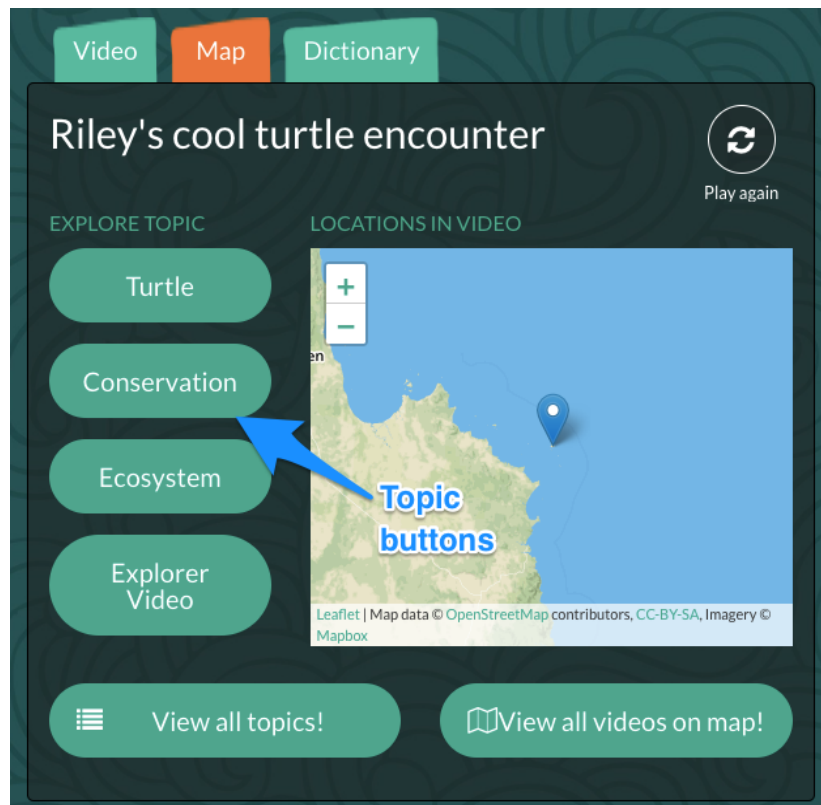
You can explore the videos on this site in several ways ...

1. Use the top **'Menu' button** to select and browse a main topic.

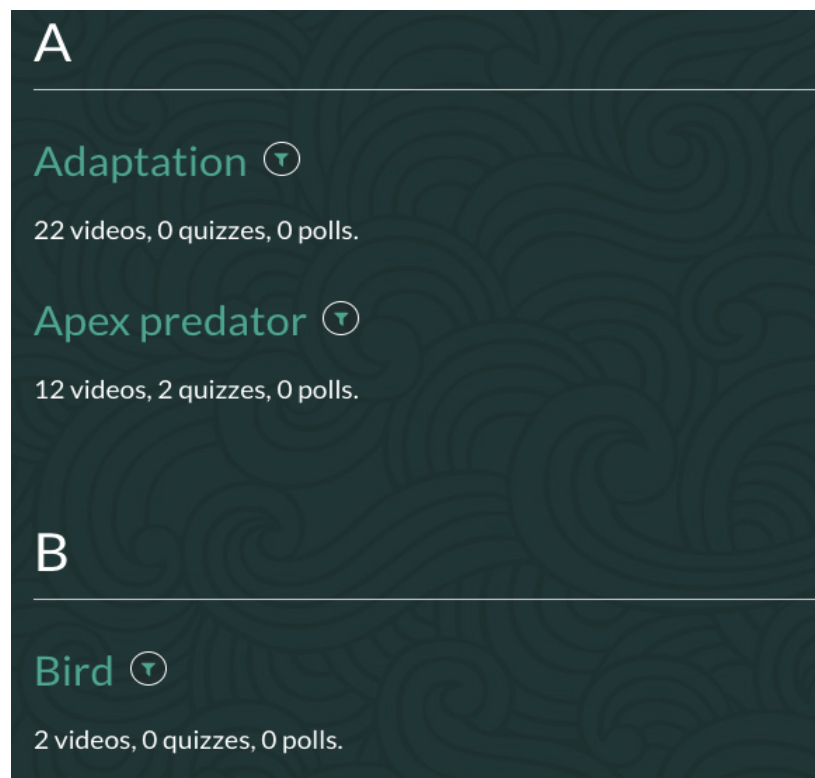


2. Under the **'Map' tab** (which appears at the end of each video), older students can use **'Topic buttons'** to explore content related to the video they just watched.

*Note: Younger children under 7 tend to ignore these buttons, and enjoy browsing the video images instead.*



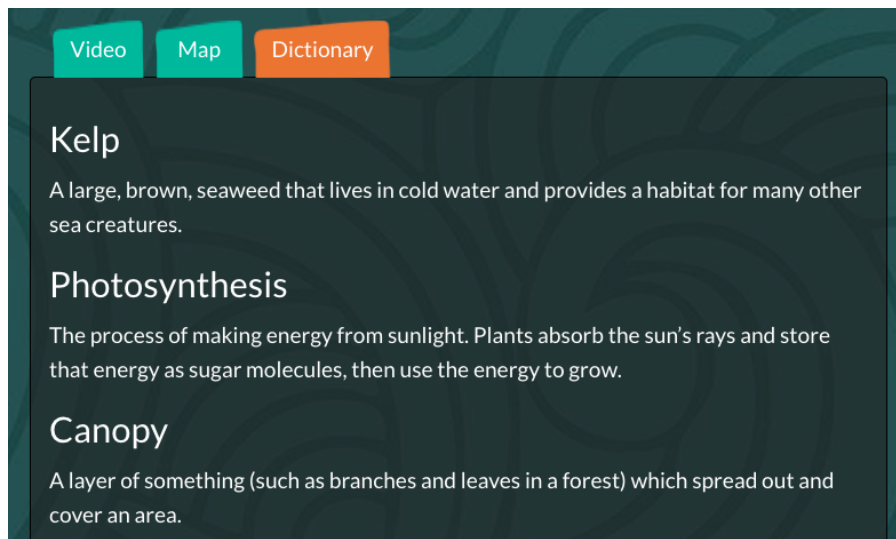
3. Clicking on ‘**View all topics!**’ will take students to the ‘Index’, **where they can browse all topics:** <https://www.youngoceanexplorers.com/index>



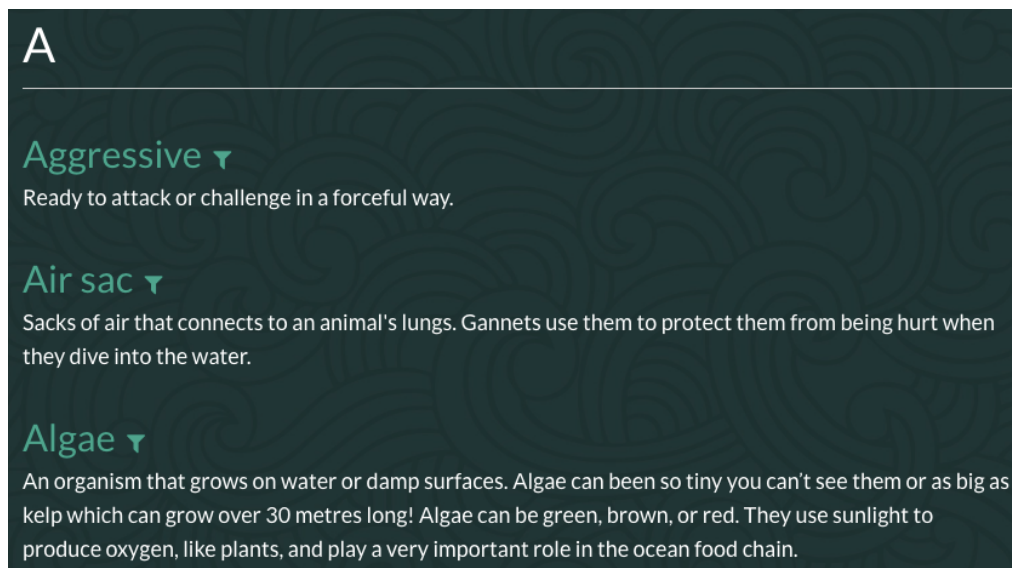


## Dictionary (Language)

**For each video, there is a 'Dictionary' tab** that includes some terms that might be confusing to children in the current video.



**A full list of all Dictionary terms** is also accessible via the top '**Menu**' button:

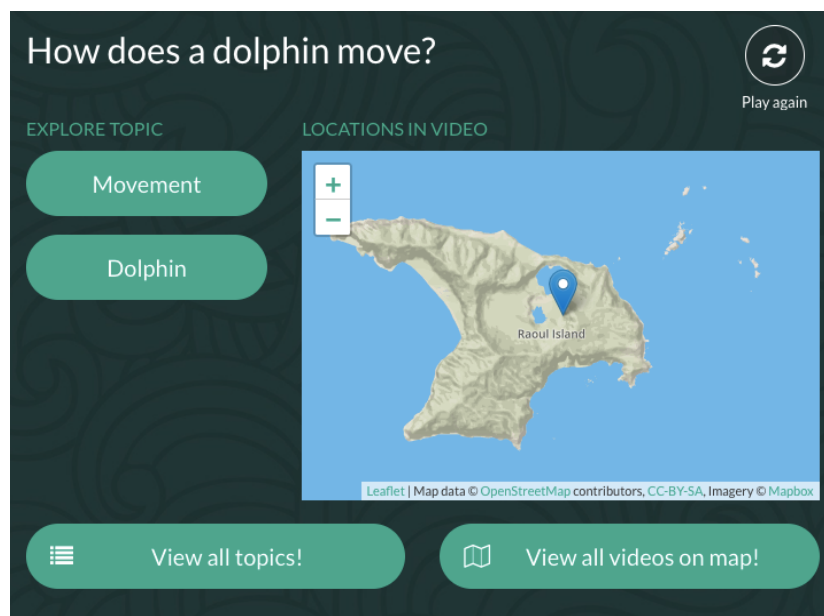


Clicking on a term will take you to all videos that use that term.

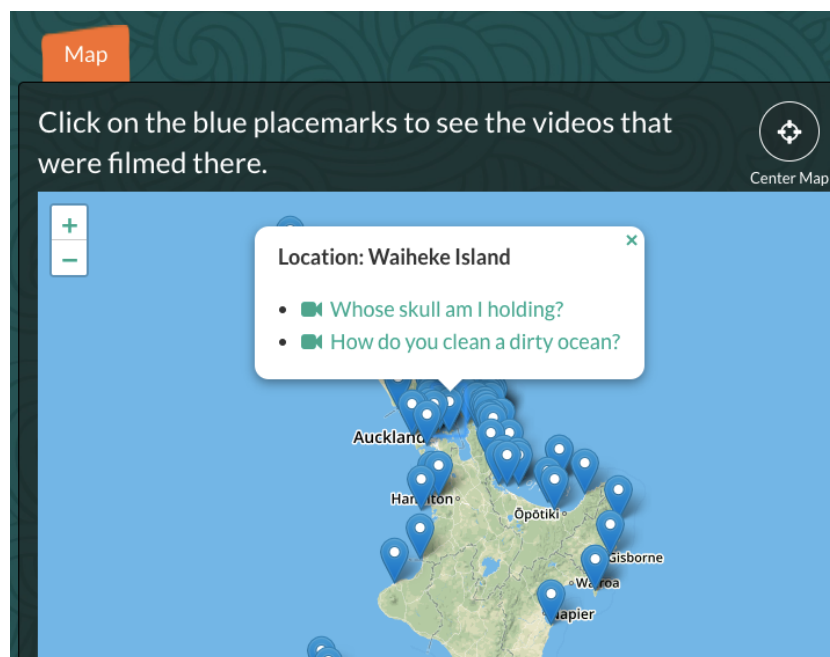
## Interactive Map (Geography)

Each video has a **Map (located in the Map Tab)**, which shows where clips in the **video were filmed** or sometimes locations mentioned in the video.

Children love putting their learning into context by exploring where they live on the map in relation to the videos.



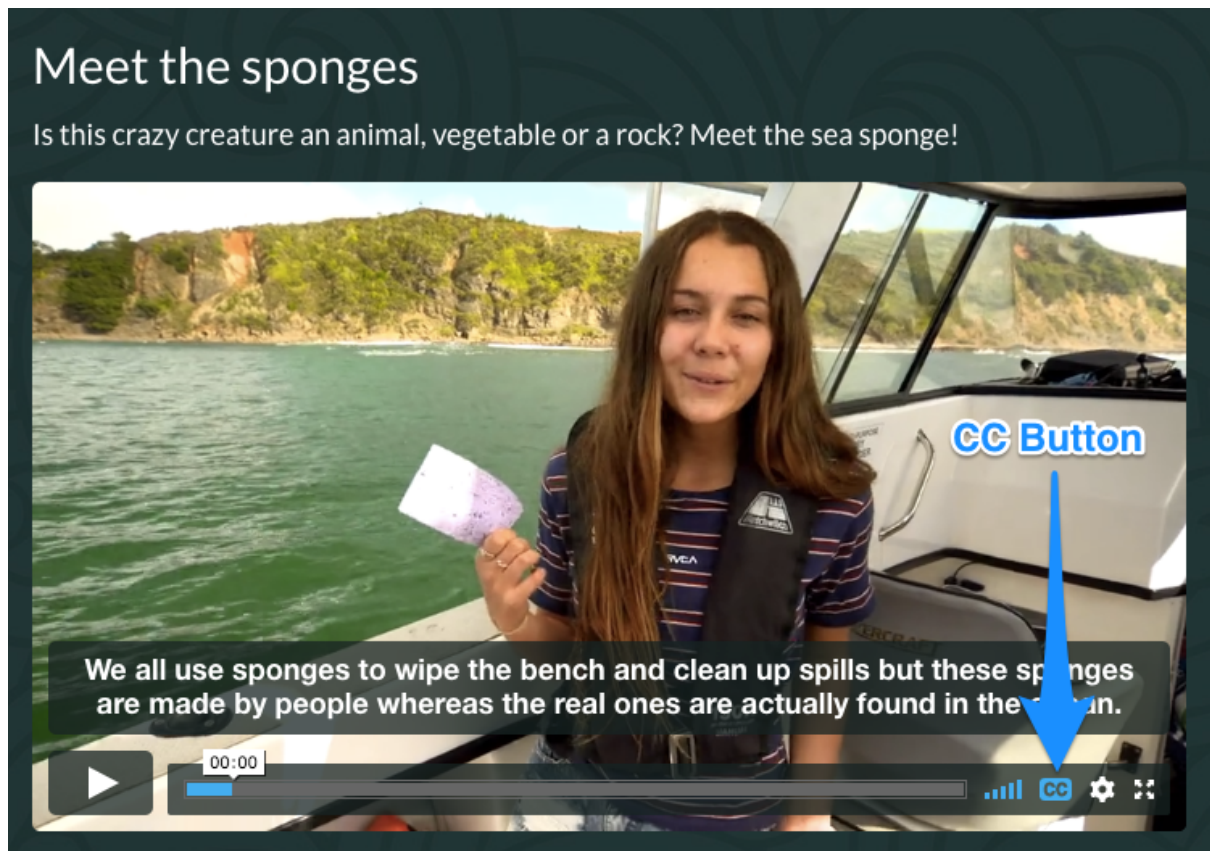
By Clicking the **'View all videos on map!'** button, students can see and browse all videos as blue placemarks.



**Click on a placemark to see all videos filmed at that location.** Clicking on a video will play the video.

## Subtitles (Language / Te Reo)

English Subtitles are available for all videos. Turn them on by clicking the '**[CC]**' **Button** in the video player.



Te Reo subtitles are also available for the following videos:

- What is a food chain?
- Did you know striped marlin stripes glow?
- How many eggs does a sunfish lay?
- Name this turtle
- Meet the New Zealand eagle ray
- Meet the orca
- What eats turtles?
- Meet the common dolphin
- Can you hold your breath longer than a fur seal?
- What made this crazy thing?

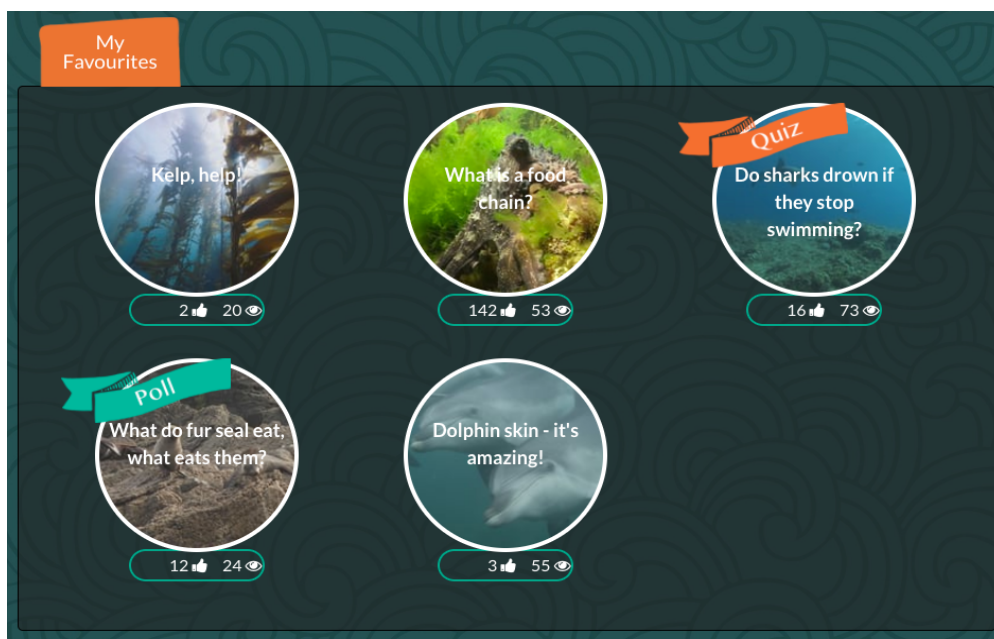
## Save Favourite Videos

To save your favourite videos to watch again you need to register an account:  
<https://www.youngoceanexplorers.com/security/register>

You can access your favourites at any time using the **'Favs' Button in the top menu.**



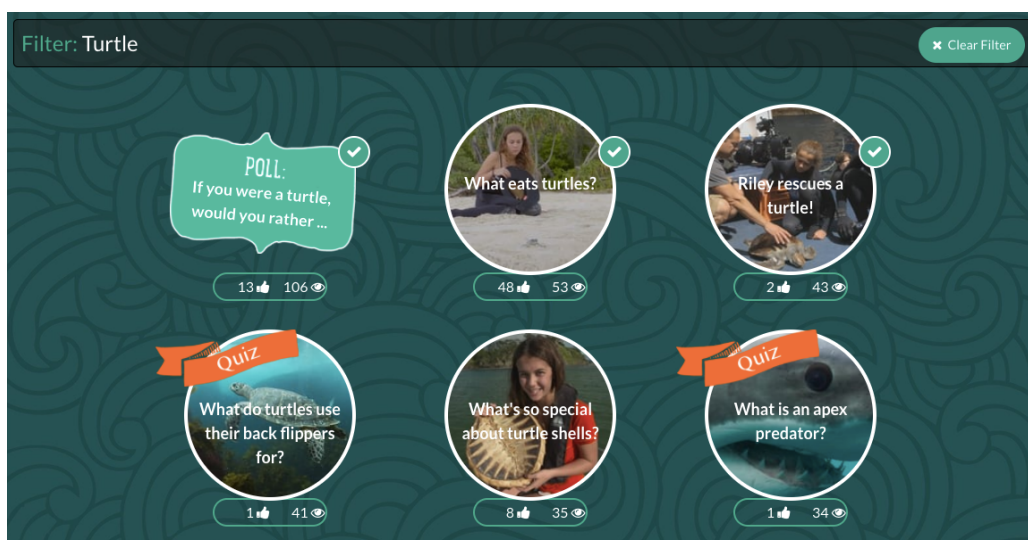
This opens the favourites page with all your favourited videos, polls and quizzes:





## Track Progress

Registering an account also allows you to track which videos you have watched or not. A green tick will appear next to a content item after it has been watched.



When using the website without registering, we will track changes for the current session (i.e. for as long as you keep the site open on the device). If you stop using the site on that device for over an hour, all ticks will be removed.

## View Video Summaries

When you [Register an account as a Teacher](#), you will see an additional **Classroom menu button** in the top menu:



By clicking on this, you will be able to view content summaries of all the videos on this site:

All Videos
Assignments

Show 50 entries

Title

Why is plastic so bad for sea creatures?

Why do this fish's stripes glow?

Why do orca end up stuck on the beach?

Whose skull am I holding?

By the year 2050, there'll be more plastic than fish in the sea. We make over 300 million tonnes of plastic every year and 8 million tonnes end up in our oceans! That's one rubbish truck dumped in the ocean every minute! 80% of all that plastic comes from land - through drains, or by blowing off the land. Most plastics are made of oil and can't break down like food does in a compost bin. The plastic is eaten by animals, which can make them sick or kill them. Turtles are eating plastic, thinking it's a salp. Sperm whales and beaked whales eat plastic because their echolocation can't tell it's not a squid. Many marine animals get entangled in marine rubbish. We are making 20 times more plastic than when your grandparents were born. Only 5% are recycled and we should reduce our use. Take the plastic challenge - write down every time you use plastic for a day!

03:49


Whale , Dolphin , Science , Human , Stranding


02:05


Dolphin , Creature facts , Stats/numbers , Te Reo


Search:

Action









## Use Pre-made Assignments

Assignments are valuable when you want your class to focus on a specific set of videos in-class or want to assign videos for children to watch as homework.

The following pre-made assignments are available to you as a teacher:

- **Assignment: Underwater habitats and their conservation.**

*Children are introduced to the concept of ocean habitats – why they are important, and how human activities can affect them. Inquiry topics sparked: What is a habitat? What is so important about kelp? Why is it important to protect our harbours? How does what humans do impact ocean habitats? What is a marine park?*

- **Assignment: What is a food chain?**

*Children are introduced to the concept of a food chain. Inquiry topics sparked by this assignment include: What is a food chain? What is an Apex predator? What role do sharks play in the food chain? What eats what (example food chains)? Are dolphins the hunters or the hunted in the ocean? Note: Some advanced vocabulary like photosynthesis, phytoplankton, and carnivore are used in these videos.*

- Assignment: **Keeping balance in the reef ecosystem**

*Children are introduced to the reef ecosystem and how what one creature does affects all the others. Inquiry topics sparked by this assignment include: What happens when we take too many crayfish and snapper out of one place? What role do green turtles play in the reef? What is Kaitiakitanga (Guardianship or protection in Māori)? Why are parrot fish so important to the reef? What is the role of sharks in the reef ecosystem?*

To access these pre-made assignments:

1. Register an account as Teacher  
<https://www.youngoceanexplorers.com/security/register?role=teacher>
2. Click on the **'Classroom'** button in the top menu
3. Click on the **'Assignments'** tab:

The screenshot shows the 'Assignments' tab selected in the top menu. Below the menu, there's a search bar and a 'Show 50 entries' dropdown. The main content area displays a list of assignments. A tooltip is visible over the first assignment, providing additional context about plastic pollution.

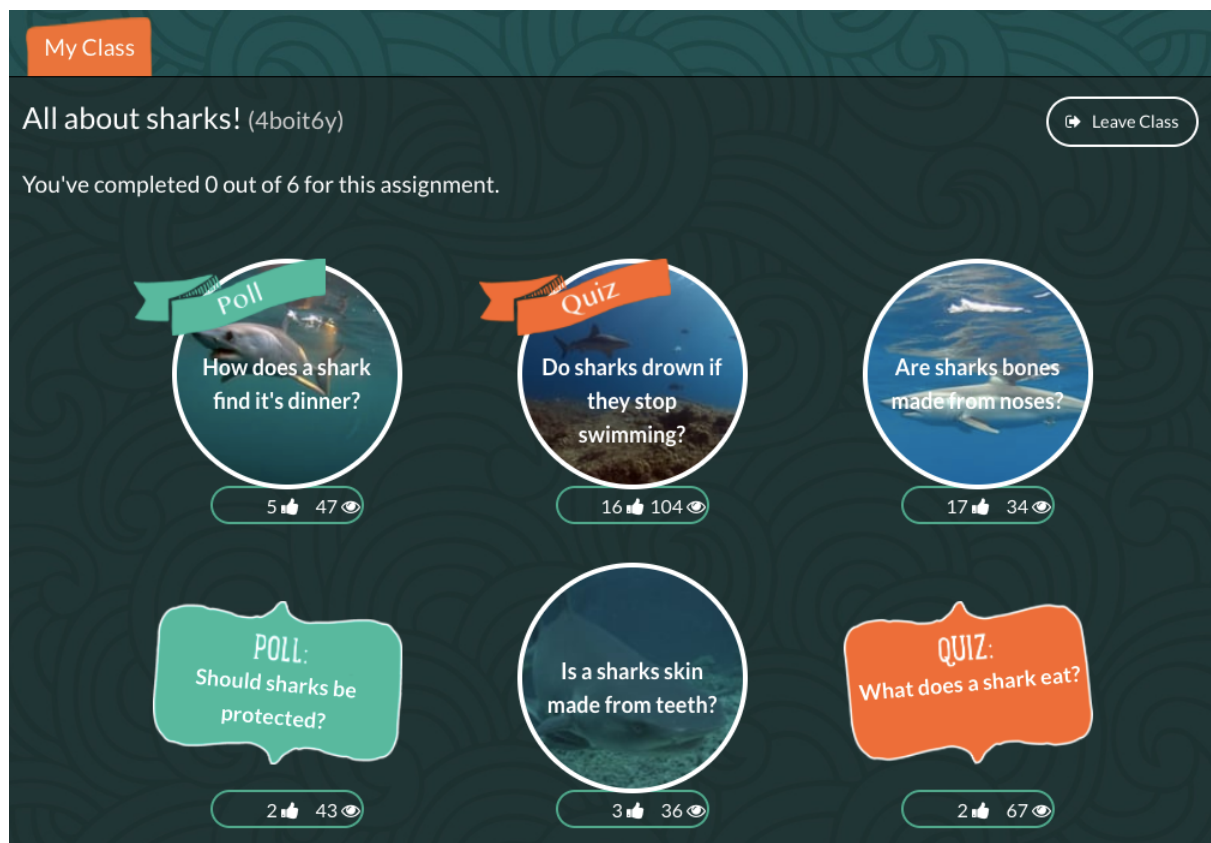
Title	Duration	Tags	Action
Why is plastic so bad for sea creatures?		chain/web , Social science ,	
Why do this fish's stripes glow?		predator , Te Reo	
Why do orca end up stuck on the beach?	03:49	Whale , Dolphin , Science , Human , Stranding	
Whose skull am I holding?	02:05	Dolphin , Creature facts , Stats/numbers , Te Reo	

4. Click **'Copy'** next to the assignment you want.
5. Take note of the **Code** listed that Assignment.
6. Get your students to **click 'Join Class'** in the top menu **and enter the Code** to start their assignment.



### Within the assignment:

- Students will only see the videos, quizzes, and polls included in that assignment.
- Videos will not be 'Checked' with a tick until students have reached the end of the video (vs. outside of assignments, videos are checked with a tick when students start watching).
- Click '**Leave Class**' button to exit the assignment.



**Tip:** To check children have completed a homework assignment, you can ask them to take a screenshot once they have a tick on all items.



## Your feedback?

If you have any feedback on our site, feel free to contact Steve at [info@youngoceanexplorers.co.nz](mailto:info@youngoceanexplorers.co.nz) and put FEEDBACK ON LOVE OUR OCEAN SITE in the subject line.

## About Young Ocean Explorers

We have been creating fun stories that celebrate New Zealand's magnificent underwater world since 2013. Our mission is to inspire kids to Love Our Ocean, by using entertaining education. We bring children face-to-face with the beauty that lives just below its shimmering surface, while engaging and empowering them to make a difference.

My daughter Riley (now sixteen) started telling stories about our underwater adventures when she was 12 years old ... she's kind of lucky that I'm an underwater cameraman!

Before this interactive documentary we've created 20 short episodes that appeared on the iconic NZ children's show 'What Now.' These stories on creatures like orca, turtles, sharks and crayfish are all available in this resource.

We've given free copies of our book to every school in NZ and the Cook Islands (2560 schools), and created an Augmented Reality app and Seaweed posters with 450 000 copies being delivered around NZ as well. We've given presentations to many thousands, through schools, teacher groups and interested community groups.

You can check out our Tedx talk - it explains a lot of what drives us:  
[https://www.youtube.com/watch?v=UzA\\_CTkn7vk](https://www.youtube.com/watch?v=UzA_CTkn7vk)

From the deep blue sea,

Riley + Steve